


What can you expect from in-hospital training?

Basic hands-on courses are taught at some universities and national meetings. But having a specialist visit your practice for one or two days can *accelerate your ability to incorporate these tools in your practice and train your staff economically.*

Training is customized to the needs of the practice and can be expanded to traditional soft tissue surgery.

Dr. Rawlings has 35 years of experience in teaching surgery to veterinary students, technicians, interns, residents, practitioners, and specialists.

He has developed several new endoscopic procedures, and directs the Veterinary Endoscopy Training Symposia at the University of Georgia.



Clarence A. Rawlings, DVM
4802 Old Lexington Road
Athens, Georgia 30605

RIGID ENDOSCOPY

In-Hospital Training

*Training your staff
in your hospital
on the latest
endoscopy techniques*



Clarence A. Rawlings

DVM, PhD
Diplomate ACVS



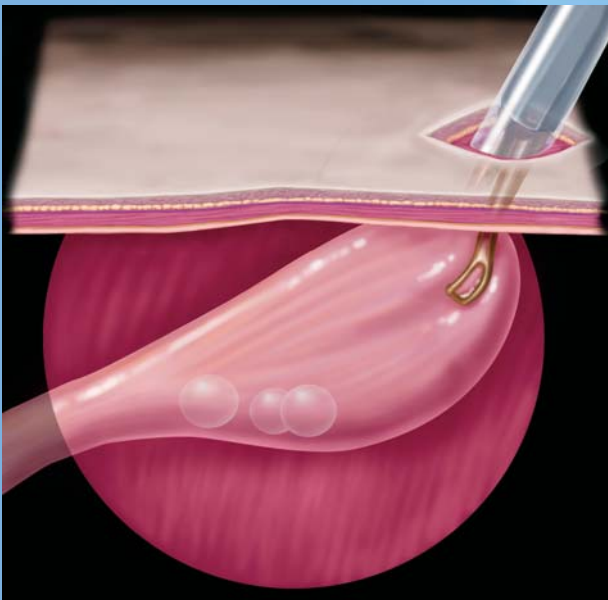
Advantages of endoscopy to your patients

It reduces surgical trauma, simplifies post-operative pain management, and frequently accelerates recovery.

Diagnostic evaluation using rigid endoscopy markedly reduces the need for traditional laparotomies, thoracotomies, rhinotomies, and cystotomies. All abdominal organs that can be sampled for biopsies during a laparotomy can also be sampled by laparoscopy.

Cancer staging is improved over traditional imaging because laparoscopy provides the opportunity for biopsy.

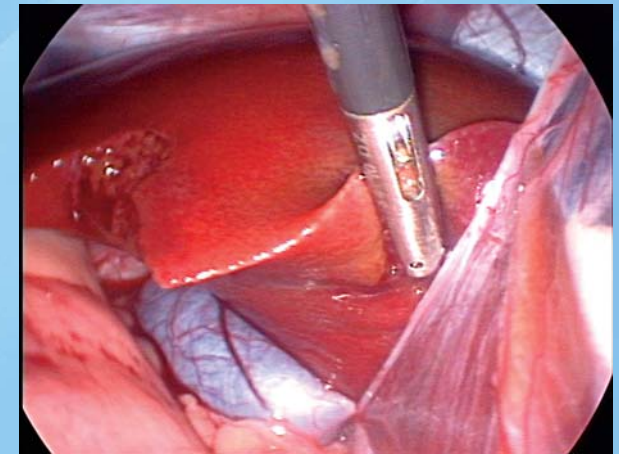
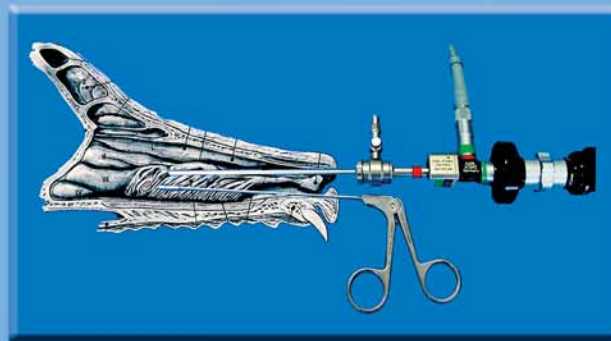
Clients also benefit because the examination can be more complete, and they can receive high quality pictures and movies of disease processes.



What treatments can be done with a rigid scope?

The list of treatments is constantly growing. Rigid endoscopy includes laparoscopy, thoracoscopy, rhinoscopy, video-otoscopy, cystoscopy, and the use of a rigid scope to examine and treat disease in any natural body cavity.

- Incisional gastropexy – preventative and treatment
- Calculi removal
- Cryptorchid castration
- Ovariohysterectomy
- Cystopexy for retroflexed bladder
- Bladder tear repair
- Partial cystectomy of polyps
- Colopexy for recurrent rectal prolapse
- Intestinal resection and anastomosis
- Pericardial resection for pericardial effusion
- Lung lobectomy
- Correction of persistent right aortic arch
- Thoracic duct ligation for chylothorax
- Transcervical insemination with frozen semen
- Foreign body removal from nose, ear, stomach, or fistula



Advantages of endoscopy to your practice

The practitioner's ability to treat patients using a rigid scope is one of the most compelling reasons why clients choose to avoid traditional surgery, both for themselves and their pets.

Pet owners prefer less invasive surgery and many are willing to pay the extra costs as they equate their pets to being family members.

Advantages of minimally invasive surgery provides some pet owners with the impetus to proceed with rigid endoscopy when they would decline traditional surgery,

For more information

Contact Clarence Rawlings
Home: (706) 549-5183
Mobile: (706) 296-4970
Email: c_rawlings@bellsouth.net